

# MISUTONIDA

*italian style accessories* **4x4**



**90 Min.**

**GB**

STAINLESS STEEL ROLL BAR ON  
TONNEAU 2 PIPES

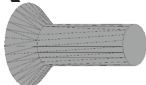
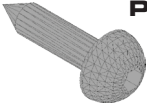


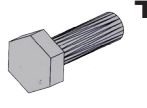


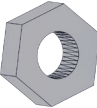
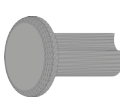





**ITA**

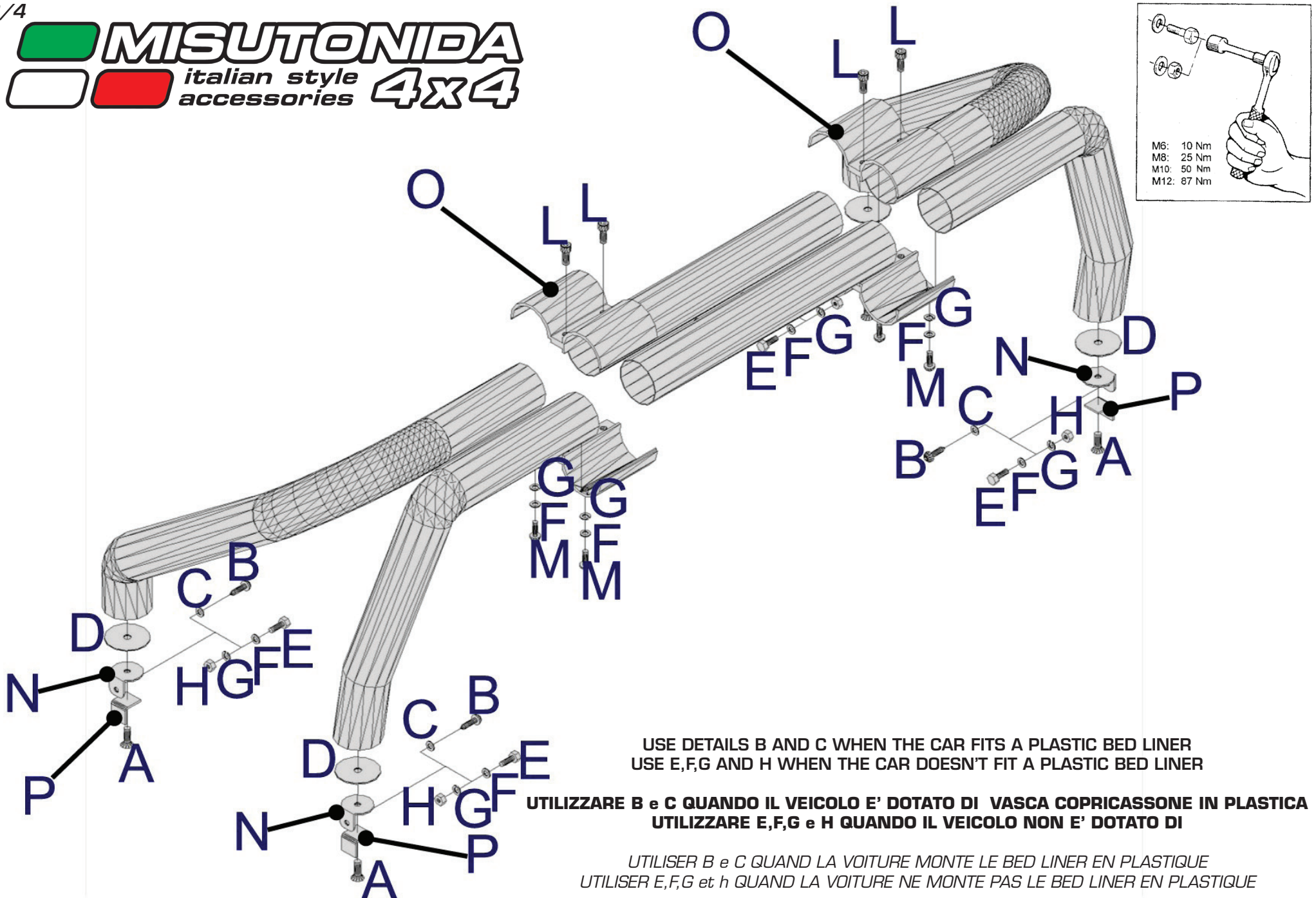
ROLL BAR SPONDE IN ACCIAIO  
INOX 2 TUBI

**FR**

ROLL BAR SUR LE BORD DE LA  
BENNE EN ACCIER INOX 2 TUBES

Part List  
 Lista della bulloneria  
 Liste des pièces

<b>A</b>  <b>TSPEI M10X25</b> x 4	<b>B</b>  <b>PARKER M6.2X25</b> x 4	<b>C</b>  Plastic Plastica Plastique <b>Ø 6</b> x 4	<b>D</b>  <b>VIPLA Ø80</b> Plastic Plastica Plastique x 4	<b>E</b>  <b>TE M8X20</b> x 4
<b>F</b>  <b>Ø 8</b> x 8	<b>G</b>  <b>Ø 8</b> x 8	<b>H</b>  <b>M8</b> x 4	<b>I</b>  Plastic Plastica Plastique x 6	<b>L</b>  <b>T C E I M10X25</b> x 4
<b>M</b>  <b>T B C E I M8X25</b> x 4	<b>N</b>  MIT bracket Staffe MIT Etriers MIT x4	<b>O</b> <b>RLB Ø76</b> x 2	<b>N</b>  Strip rubber Striscia in gomma Caoutchouc de bande x4	<b>Cappelletti M8</b> x 10
<p><i>lubricate the set of bolts supplied before tightening them</i></p>			 <p><i>Si consiglia di lubrificare la bulloneria in dotazione prima del settaggio</i></p> <p><i>Lubrifier la boulonnerie fournie avant de la serrer</i></p>	



M6:	10 Nm
M8:	25 Nm
M10:	50 Nm
M12:	87 Nm

USE DETAILS B AND C WHEN THE CAR FITS A PLASTIC BED LINER  
 USE E,F,G AND H WHEN THE CAR DOESN'T FIT A PLASTIC BED LINER

UTILIZZARE B e C QUANDO IL VEICOLO E' DOTATO DI VASCA COPRICASSONE IN PLASTICA  
 UTILIZZARE E,F,G e H QUANDO IL VEICOLO NON E' DOTATO DI

UTILISER B e C QUAND LA VOITURE MONTE LE BED LINER EN PLASTIQUE  
 UTILISER E,F,G et h QUAND LA VOITURE NE MONTE PAS LE BED LINER EN PLASTIQUE

PART NUMBER	VEHICLE MODEL
RLSS/2395/1X	mitsubishi L200 CLUB CAB 2015

