

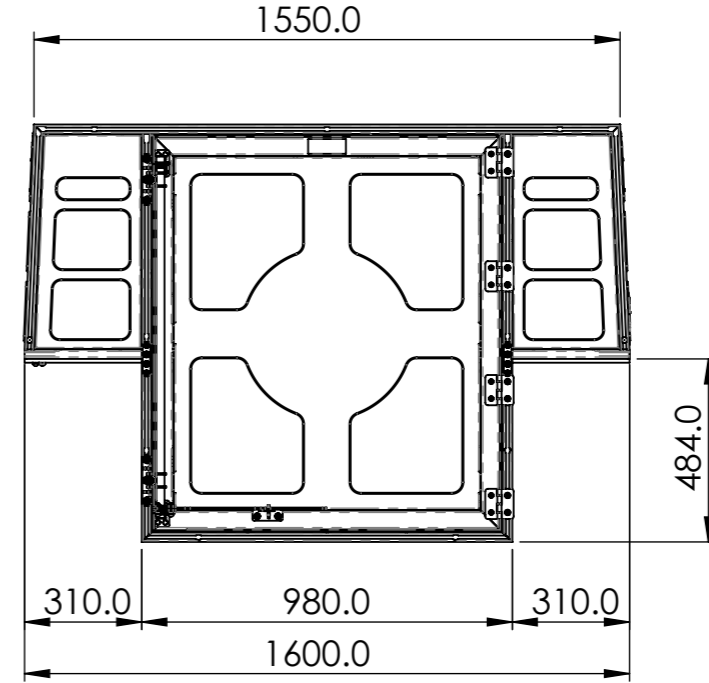
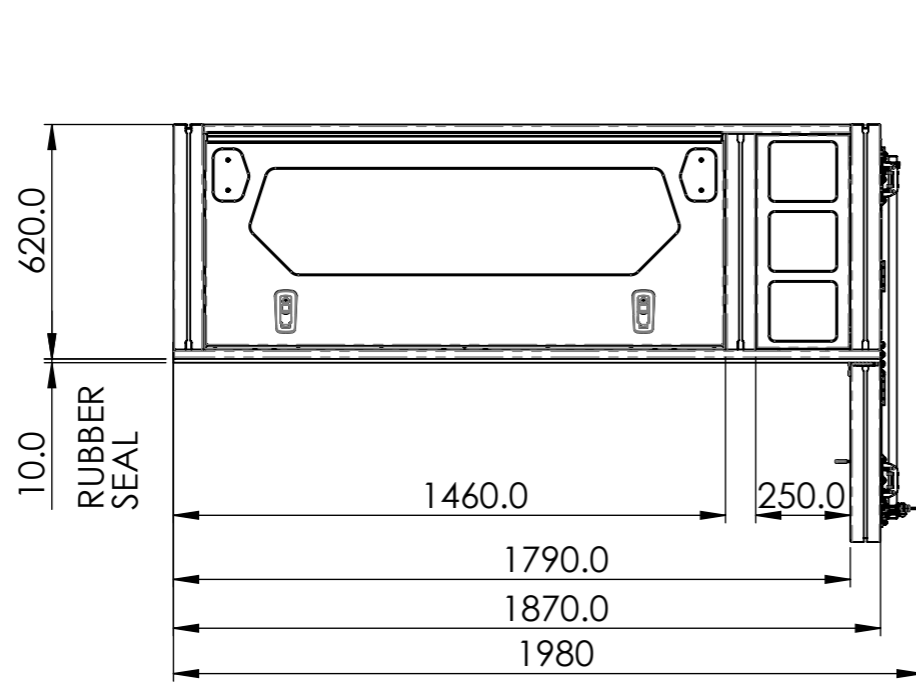


# GENERAL ARRANGEMENT

ASSY INFO	MASS (kg):	
	BONDED:	Y
	FASTENED:	Y
FINISH	WELDED:	Y
	TUMBLED:	
	BRUSHED:	
	POWDER:	
	SPRAY:	
	COLOUR:	N/A



**WITH WINDOWS**

**NO WINDOWS**

**APPROXIMATE WEIGHT: 85KG**

TOLERANCES TO ASSUME UNLESS INDICATED OTHERWISE

NOM DIMENSION RANGE (mm)	TOLERANCE
0.50 - 3.00	± 0.10
3.00 - 6.00	± 0.15
6.00 - 30	± 0.20
30 - 120	± 0.30
120 - 400	± 0.50
400 - 1000	± 1.00
1000 - 1000<	± 2.00

DESCRIPTION:	CC2 BO XC BASE ASSEMBLY - NO WINDOWS
PROJECT:	CC-XC-BO-BASE
DRAWN BY:	System Administrator
DATE:	2024/01/26
THE INFORMATION CONTAINED WITHIN THIS DOCUMENT IS THE INTELLECTUAL PROPERTY OF ALU-CAB (PTY) LTD	

SHEET:	A3
SCALE:	1:20
SHEET:	1 of 1
DRAWING NO.:	CC2-BO-XC-BASE-GA

**Alu-Cab™**  
ULTIMATE OVERLAND PRODUCTS

REV: **00**