

48002311

AFN
acessórios 4x4



Checklist / Manual de Montagem -



Checklist / Fitting Instructions -



Despiezas / Instrucciones de montaje -



2h



1 x1 47001761		2 x1 47001760		3 x1 47001759		4 x1 47001757	
5 x1 47001756		6 x12 45000315	 Prf. Sx. M12x35x1,25	7 x2 45000247	 Prf. Sx. M10x25x1,25	8 x8 45000067	 Prf. Cb. Sx. M12X35
9 x8 45000066	 Fêmea Freiada M12	10 x2 45000037	 Prf. Cb. Sx. M12x30	11 x30 45000036	 Anilha Aba Larga M12	12 x6 45000017	 Fêmea Freiada M10
13 x14 45000010	 Anilha Aba Larga M10	14 x6 45000007	 Prf.Cb.Sx.M10x30x1,5				

Nissan Navara NP300
(2015-)



Acessórios: ___ / ___ / ___ | Peças/Compostos: ___ / ___ / ___ | Artigo: ___ / ___ / ___ | Embalagem: ___ / ___ / ___

Thank you for choosing AFN products, a lot of time in R&D has gone into perfecting our products. However, if you find problems with any AFN products you have purchased, or if you have any information which would help us to improve our products, please let us know.

If you think there may be a problem either before or after fitting the AFN product, it is best to contact your nearest AFN distributor.

WARNING

- This product should be installed as demonstrated in the product fitting instructions.
- If verified that any component is damaged, please contact your nearest AFN distributor.
- The specified parts, will only fit the models specified by AFN.
- Do not modify any component of the product.
- It is recommended that this product is installed by specialised and trained personnel.
- AFN cannot be responsible for any changes made by the vehicle manufacturer.
- Work safely and use specialised tools at all times.
- Always use protective gear.



size	Torque Nm	Torque lbft
M6	9Nm	4 lbft
M8	22Nm	16 lbft
M10	44Nm	32 lbft
M12	77Nm	57 lbft

- Tools set required:




CONTACTS

R. da Madeira, nº 113
Z. Industrial das Travessas
3700-176 S. João da Madeira
Portugal


Tel.: (+351) 256 838 300
Fax: (+351) 256 838 305
www.afn.pt
geral@afn.pt

COORDINATES


DATUM: European 79
UTM 05.44.100
29T 45.28.300
N 40°54' 14.0"
W 08°28' 35.0"

01


- After removing the OEM parts, please insert part number 47001754.

02


- Please finger tight bolts 45000315 / 45000036.

03


- Please insert part number 47001757 inside chassis, only on the right side.

04

- Please finger tight bolts
4500037 / 45000036.

05

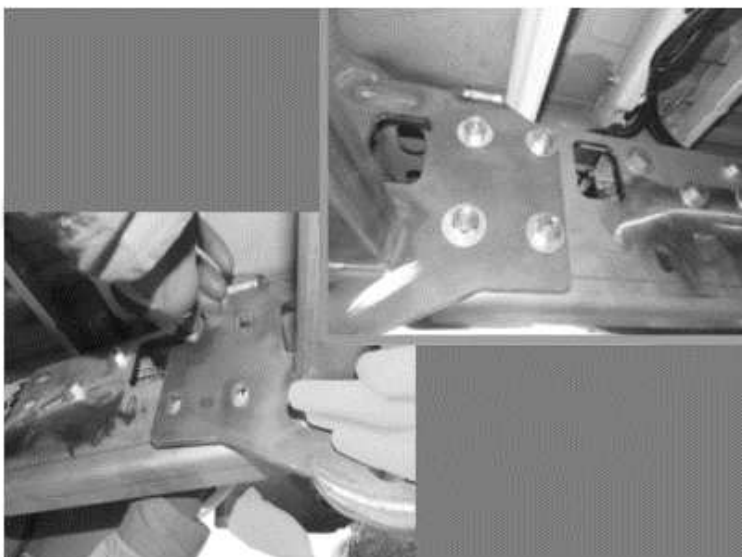
- Please do the same operation on
the opposite side.

06


- Please finger tight the bolts
45000315 / 45000036.

07

- Fit part number 47001759.

08

- Please finger tight bolts
45000067 / 45000036 / 45000066.

09

- Please finger tight bolts
45000315 / 45000036.

10


- Please finger tight bolts
45000247 / 45000010.

11

- Please fit part number 47001756

12

- Please finger tight bolts
45000007 / 45000010 / 45000017.

13

- Please finger tight bolts
45000007 / 45000010 / 45000017.

14

- Make sure you leave enough gap
between the body and the rear
bumper.

- Once all bolts are in place please
give the final tight (use the table
shown in the first page).

15